


ENVIRONMENTAL HEALTH DIVISION


-of the Wisconsin State Laboratory of Hygiene-

Collecting Samples for Bacteriological, Nitrate and Fluoride



Environmental Health Division
2601 Agriculture Drive
P.O. Box 7996
Madison, WI 53707-7996
(608)224-6202
or (800)442-4618




Step 1 Locate a sampling tap near the well. The pressure tank tap is a good location. A kitchen tap may also be used for sampling.




Step 2 DO NOT use a leaky tap or outside tap.




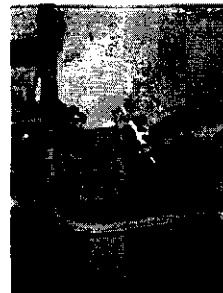
Step 3 Remove the tap screen or aerator if sampling from a standard household tap. If the water no longer comes out of tap in a stream but dribbles back, use another tap.



Step 4 Sterilize opening of metal tap or pressure tank tap with a flame (butane lighter, propane torch etc.) Heat until tap is hot. DO NOT use a flame if the tap is plastic or chrome.




Step 5 Remove sample bottle from Styrofoam shipper. Remove sterility seal. DO NOT touch the bottle lip or the inside of cap.



Step 6 Let the cold water run for 5 minutes. DO NOT change the flow rate or shut off the tap or wipe end of tap or bump the neck on swing faucets. Fill the bottle to about 1.0 inch from the top and securely tighten cap.



Step 7 Write your name on the side of the sample bottle with a waterproof pen. Complete the lab test request form with a ballpoint or waterproof pen. Indicate the desired tests on the form. Remember to fill in the collection date and time.



Step 8 Place the sample bottle in the zip-lock bag. Do NOT put request form in the bag. Squeeze out excess air. Close zip-lock bag. Place sample and request form in shipper. Place return mailing label on the outside of the shipper. Secure shipper with two rubber bands as pictured.

Kit content:

- Styrofoam shipper
- Sterile bottle (non-thiosulfate)
- Test request form
- Zip-lock bag
- 2 Rubber bands
- U.S. Mail return label
- Priority Mail label
- Commercial carrier return label

• **Warning:** The water sample must be analyzed within 48 hours of collection. Check with your local post office or commercial carrier. Some areas of the state have higher shipping rates.